



Home Care Iphone Mobile Set-up

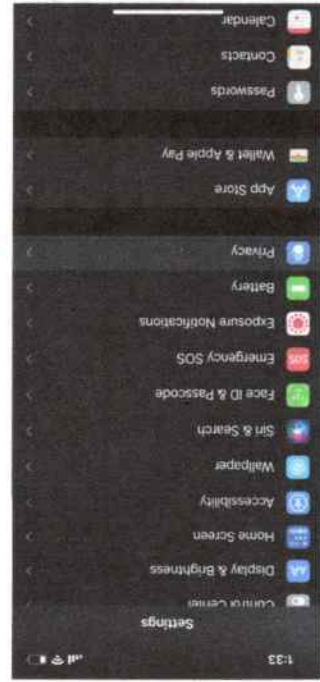
Tip Sheet

In order to begin using deTASO Homecare on your mobile device, you will need to adjust a few settings for location. First you will go to your settings icon located on your device -- it should look something like the icon below. Once you've selected the Settings application, your screen should mirror what you see below.





Once you've opened the Privacy section, you will select the Location Services at the top of your phone screen.



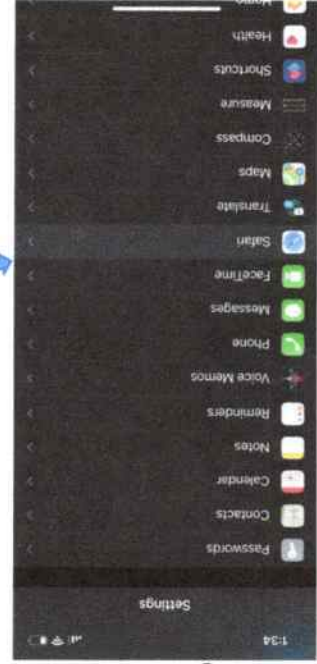
Once on the main settings screen, you will scroll down to the Privacy option.

Now that you have opened the Location Services page, you will make sure your location services is green meaning it is activated as you see below.




You will then, while still on the Location Services screen, scroll down until you arrive at "Safari Websites." Click on it to change the setting.



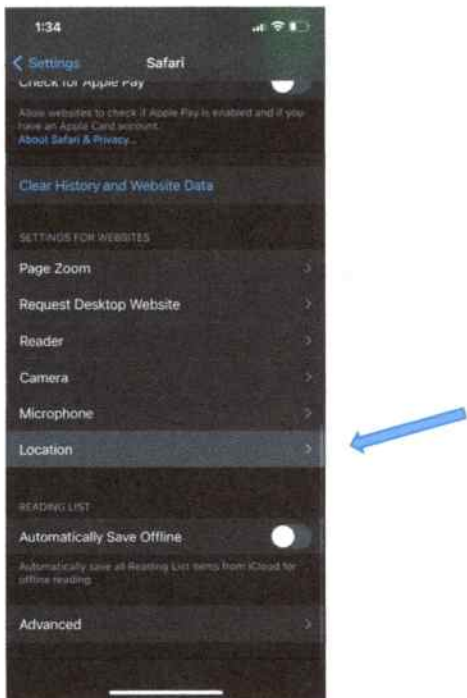


Using the back buttons in the top left corner of your screen you will go back to the original Settings screen that you arrived at when first clicking the settings application. You will then scroll down until you find your Safari icon. Once you have located Safari, click on the icon to open the settings.

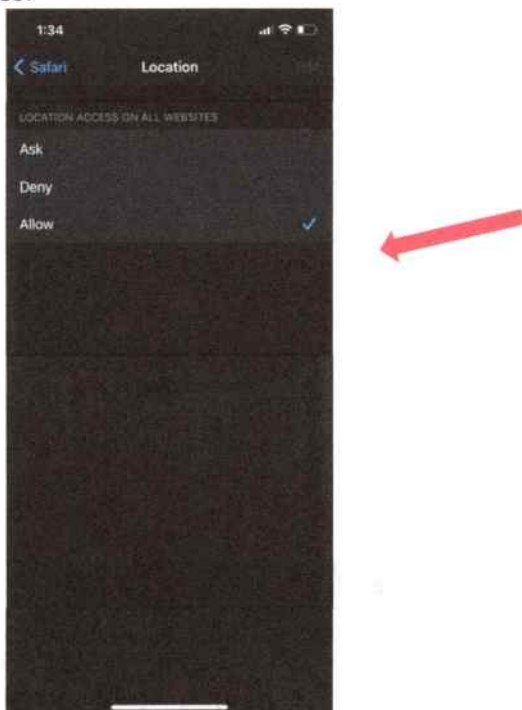


Now that safari websites is open, you will select "While Using the App" as you see below.

Once you have opened up the safari settings, you will scroll all the way down, and find Location and click on the tab.



Once the location setting for safari opens you will select the 'Allow' location access on all websites.



You will then be asked to "Add" and be given a chance to rename the application. Rename the application 'deTASO.' Once you've done that select "Add" in the corner and the shortcut will be added to your devices main screen.



Once you've clicked on the box you will scroll down and locate "Add to Home Screen".



Once your location settings have been correctly adjusted, close the settings. You will then open the Safari application and in the top URL bar you will type "mobile.detaso.com". Before we proceed with credentials, you will want to add detaso to your homescreen for quick access. You will select the box with the arrow at the bottom of your screen.



You have successfully accessed deTASO on your iPhone.

